

Report of: North West Locality Safety Partnership

Report to: Inner West Community Committee (Armley, Bramley/Stanningley , and Kirkstall wards)

Report author: Gill Hunter – Area community safety co-ordinator (07891 271074)

Inspector Simon Jessup - West Yorkshire Police

Date: 9th December 2015

West North West Locality Community Safety Partnership Annual Report

Purpose of report

1. This report provides Members of the Inner West Community Committee with an overview of the performance of the West North West Locality Community Safety Partnership. The report focuses upon the period 1st November 2014 - 31st October 2015.
2. Reports on the performance of the West North West Locality Safety Partnership includes; crime statistics, information on Anti-Social Behaviour, CCTV and examples of some of the partnership initiatives.

Main issues

- 3 The Inner West Partnership Ward Areas sits within the North West Locality Community Safety Partnership and will continue to develop activity and manage performance against strategic outcomes for the city.
- 4 Safer Leeds has agreed the following three shared priorities for 2015/16 with a focus on the key themes below

Promoting Community Tolerance and Respect

- *Prevent nuisance and anti-social behaviours*
- *Reduce the aggravating effects of alcohol and drugs on crime and ASB*
- *Reduce the occurrence and impact of Hate Crime*

Keeping People Safe from harm

- *Prevent domestic violence & abuse for those at risk*
- *Protect children and adults from sexual exploitation*

- *Provide appropriate support for victims and offenders with mental health needs*

Protecting property and the rights of citizens


























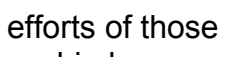
- *Break cycles of offending*
- *Early identification and interventions for those at risk of becoming involved in criminality*
- *Prevent victimisation via acquisitive crime*

Overall Crime Inner North West

- 5 Whilst there has been an increase in burglary across all 3 wards of around 50%, matching last year's reduction was always going to be a challenge for 2015.
- 6 The criminal damages are slightly up from the previous year: Armley up 8 % Bramley and Stanningley ward up 15% with Kirkstall having a 15% reduction.
- 7 There has been a reduction in all 3 wards for drug offences, particularly in the Bramley and Stanningley ward down 45%, Kirkstall ward down 25 % and a decrease of 8% for Armley ward.
- 8 There has been an increase in theft from motor vehicle across Kirkstall ward 64 %, Armley ward 12%, with Bramley and Stanningley ward seeing a 20% decrease.
- 9 Theft of Motor Vehicle has seen a slight increase in Kirkstall ward 23%, Bramley and Stanningley ward 20 % and a 86% increase in Armley ward.
- 10 Anti-social behaviour has seen some positive reductions across all 3 ward areas in particular adult alcohol related seeing a 34% reduction for Armley ward, and youth nuisance showing a 14% reduction for Kirkstall and Armley ward and a 34% reduction in Bramley and Stanningley ward.
- 11 In relation to Leeds total crime for this period is up 13% on the previous 12 months and ASB/nuisance down by 25%.

Ward Breakdown – November 2014 – October 2015

ARMLEY

Crime Type	Prev 12 Month Total	12 Month Total	12 Month Change	12 Month % Change	12 Month Trend
Total Crime	2970	3680	+710	24%	
Burglary Dwelling	164	266	+102	62%	
Burglary Elsewhere	193	166	-27	-14%	
Criminal Damage	551	595	+44	8%	
Drugs Offences	139	128	-11	-8%	
Fraud & Forgery	28	50	+22	79%	
Handling	24	12	-12	-50%	
Other Crime	108	145	+37	34%	
Other Theft	764	773	+9	1%	
Robbery	43	57	+14	33%	
Sexual Offences	68	63	-5	-7%	
Theft From Motor Vehicle	262	293	+31	12%	
Theft Of Motor Vehicle	65	121	+56	86%	
Violent Crime	561	1011	+450	80%	
Total ASB/Nuisance	1113	854	-259	-23%	
ADULT NUISANCE - NON ALCOHOL RELATED	171	87	-84	-49%	
ALCOHOL	194	128	-66	-34%	
FIREWORKS/SNOWBALLING	14	34	+20	143%	
LITTERING/DRUGS PARAPHERNALIA	7	9	+2	29%	
NEIGHBOUR RELATED	218	172	-46	-21%	
NUISANCE CAR/VAN	21	13	-8	-38%	
NUISANCE MOTORCYCLE/QUAD BIKE	123	96	-27	-22%	
TRAVELLER RELATED	3	2	-1		
YOUTH RELATED	362	313	-49	-14%	
LEEDS Total Crime	60546	68660	+8114	13%	
LEEDS Total ASB/Nuisance	20105	15136	-4969	-25%	

- 12 The Anti-social behavior reductions have been hard won through the efforts of those engaged in the Partnership Working Area (PWA) meetings. The partnership has sought to support those ASB offending at the same time as using all the legislation available to prevent offenders being in a particular area, or disbursing them once they have arrived.
- 13 The Work on Armley Town Street with the Leeds Anti-Social Behavior Team and in the Tower Blocks in Armley with housing are excellent examples of successful partnership working.
- 14 With respect to the rise in acquisitive crime types, there has been a rise from the very low levels of crime recorded last year.
- 15 This is exacerbated by a change in recording practices nationally. There is now an assumption in favour of recording crime if there is an initial indication that one has occurred. A conservative estimate is that this accounts for about 20% of the rise in overall crime.

- 16 Violent crime is an outlier and is up nationally. The reasons for this are not fully understood as the number of crimes under this type are many. Confidence in recording offending we believe is playing into this.
- 17 The police would like to re-assure the community that the larger numbers still equate to less than one burglary and theft from motor vehicle per day which compares well with similar wards Nationally.

Bramley & Stanningley: November 2014 - October 2016

Crime Type	Prev 12 Month Total	12 Month Total	12 Month Change	12 Month % Change	12 Month Trend
Total Crime	1702	2005	+303	18%	
Burglary Dwelling	116	180	+64	55%	
Burglary Elsewhere	162	118	-44	-27%	
Criminal Damage	325	373	+48	15%	
Drugs Offences	80	44	-36	-45%	
Fraud & Forgery	22	36	+14	64%	
Handling	10	4	-6	-60%	
Other Crime	38	50	+12	32%	
Other Theft	400	374	-26	-7%	
Robbery	13	12	-1	-8%	
Sexual Offences	39	55	+16	41%	
Theft From Motor Vehicle	165	161	-4	-2%	
Theft Of Motor Vehicle	41	49	+8	20%	
Violent Crime	291	549	+258	89%	
Total ASB/Nuisance	899	637	-262	-29%	
ADULT NUISANCE - NON ALCOHOL RELATED	95	49	-46	-48%	
ALCOHOL	49	41	-8	-16%	
FIREWORKS/SNOWBALLING	7	24	+17	243%	
LITTERING/DRUGS PARAPHERNALIA	5	5	0		
NEIGHBOUR RELATED	194	133	-61	-31%	
NUISANCE CAR/VAN	8	7	-1	-13%	
NUISANCE MOTORCYCLE/QUAD BIKE	77	72	-5	-6%	
TRAVELLER RELATED	2	2	0		
YOUTH RELATED	462	304	-158	-34%	
LEEDS Total Crime	60546	68660	+8114	13%	
LEEDS Total ASB/Nuisance	20105	15136	-4969	-25%	

- 18 Crime in Bramley has been subject to the same change in recording practice mentioned above. Bramley and Stanningley Ward suffers one Burglary every two days with a similar rate of vehicle crime. This is up on last year due for the most part to a period of offending by a small but determined local offending group during August and September this year. Following some painstaking work the offenders were convicted and received prison sentences. I estimate that they were responsible for forty plus burglary and vehicle crime offences.
- 19 Youth related Anti-social behaviour is down by 34%. Given reporting rates in respect to other offending types, I believe that this is a real reduction, not simply a reduction in

reporting. Ward colleagues have worked hard to identify problem premises and people and take action early to prevent problems emerging. For example, there has been some real success in the Churchills in partnership with LASBT and housing to remove a long standing problem family.

KIRKSTALL: November 2014 – October 2015

Crime Type	Prev 12 Month Total	12 Month Total	12 Month Change	12 Month % Change	12 Month Trend
Total Crime	1908	2405	+497	26%	
Burglary Dwelling	201	294	+93	46%	
Burglary Elsewhere	158	144	-14	-9%	
Criminal Damage	291	246	-45	-15%	
Drugs Offences	83	62	-21	-25%	
Fraud & Forgery	26	14	-12	-46%	
Handling	3	5	+2		
Homicide	0	1	+1		
Other Crime	24	57	+33	138%	
Other Theft	603	723	+120	20%	
Robbery	24	34	+10	42%	
Sexual Offences	34	45	+11	32%	
Theft From Motor Vehicle	131	215	+84	64%	
Theft Of Motor Vehicle	53	65	+12	23%	
Violent Crime	277	500	+223	81%	
Total ASB/Nuisance	548	485	-63	-11%	
ADULT NUISANCE - NON ALCOHOL RELATED	76	74	-2	-3%	
ALCOHOL	67	29	-38	-57%	
FIREWORKS/SNOWBALLING	9	14	+5	56%	
LITTERING/DRUGS PARAPHERNALIA	3	3	0		
NEIGHBOUR RELATED	163	163	0	0%	
NUISANCE CAR/VAN	12	10	-2	-17%	
NUISANCE MOTORCYCLE/QUAD BIKE	67	64	-3	-4%	
TRAVELLER RELATED	2	0	-2		
YOUTH RELATED	149	128	-21	-14%	
LEEDS Total Crime	60546	68660	+8114	13%	
LEEDS Total ASB/Nuisance	20105	15136	-4969	-25%	

19 Crime in Kirkstall Ward follows the broad pattern established by Armley and Bramley. Whilst burglary dwelling is significantly up on last year, the overall number of offences compares very well with previous years.

20 This ward provides a property rich environment in Burley in particular. About one third of all burglary offences in this ward are insecure, targeting easy to dispose of electronic goods. Both local and traveling offenders have been arrested and convicted of offences in this area.

- 21 There is a significant youth crime issue in Burley involving a small but prolific group of young men. This has had an impact on both Burglary and Vehicle crime. The young men involved are being offender managed through the partnership. Their age means that custodial sentences are not the preferred option which nevertheless presents difficulties for policing.
- 22 There is an emerging issue on Butcher Hill associated with some of the younger residents of the Hawksworth estate. Policing visibility on the estate can be difficult to achieve. To counter this, a number of action days, both publicised and not, have been planned utilising the Special Constabulary.
- 23 The lack of evening youth activities on or near the estate provide ideal conditions for ASB and crime to flourish.

Burglary

- 24 Burglary Dwelling remains a key priority in relation to allocation of resources both staffing and financial. Tackling burglary dwelling remains the key priority within the across the whole of Leeds. We are working closely with Safer Leeds Strategic Burglary Group and partner agencies to maximise opportunities for closer working, sharing good practise and continue to deliver initiatives at a local neighbourhood level.
- 25 Whilst there has been an increase in burglary offences across all three wards a number of initiatives have been focused on reducing levels of burglary. These have included identification of the top 10 streets for each ward area to focus particular attention and resources in these location based on the Optimal intelligence provided by the partnership analysts. The force is also developing partnership work around offender management, early intervention and diversionary projects.

Drugs

- 26 Any measurement of drugs offending tends to be a measurement of the time spent tackling the problem. By that I mean that any drugs crime will have been recorded because a person was arrested or otherwise dealt with for drugs offending. This runs from Cannabis street warnings, through to out of court disposals for harder drugs where the offence is possession only.
- 27 Warrants under Section 23 of the Misuse of Drugs act are regularly obtained and executed with a number of cannabis farms found and removed this year. The Armley ward manager has been successful in reducing the open drugs market in the tower blocks.
- 28 Where the public suspect drug dealing I would like them to come forward in person or through crime stoppers. They will not have to give evidence but there information does allow us to go to the courts for search warrants.

Safeguarding

Domestic Violence and Abuse

- 29 The table below summarises the performance figures for domestic related incidents within Inner West PWA in the last two years.

Ward	2012/ 2013	2013/ 2014	% Change	*% population (2013/14)
Armley	712	946	32.9	37.0
Bramley & Stanningley	569	641	12.7	30.0
Kirkstall	249	339	36.1	15.6
Inner West PWA	1530	1926	25.9	28.1
Leeds	13371	14232	6.4	18.9

30 This indicated that;

- All wards in Inner West had an increase in domestic incidents
- The percentage increase in crimes is highest in Kirkstall but in contrast 15.6 incidents per thousand population is still below the Leeds 18.9 per thousand population.
- Armley has had a large percentage increase in incidents and also has the highest incidents per thousand population.

Citywide ranking

31 West Yorkshire Police reported incidents from June 2013 to June 2014:

Ward ranking out of 33 wards:

Armley: 3rd 24% increase in incidents reported

Bramley & Stanningley: 7th 14% increase in incidents reported

Kirkstall: 13th 13% increase in incidents reported

32 On-going work to support Domestic Violence (DV) initiatives include the North West partnership DV action plan working with Health, Police DV team, and communities team to develop a WNW Domestic Violence action plan that has been agreed through the localities partnership meeting and the Area Leadership team for WNW. Bramley cluster is running a pilot with Behind Closed door working within schools to skill up staff to discuss /have work programmes around DV /healthy relationship.

33 Disseminate the Domestic Homicide Reviews (DHR) lessons learned from DV homicide reviewed and progress the DV action Plan. One DHR review delivered and DV action plan agreed at the Locality partnerships meetings and the WNW Area Leadership meetings

34 Three meetings have taken place to look at developing a locality based pilot based on Domestic Violence case discussion process for repeat cases or cases of concern to agencies in the Armley to reduce repeat DV cases. A themed Domestic Violence Community committees workshop took place in September and recommendation and actions are being progressed through the Domestic Violence action plan.

Child Sexual Exploitation

- 35 The North West Child Sexual Exploitation (CSE) forum takes place on a quarterly basis and bring a wide range of partners together to look at trends around CSE , training, good practice. Topics have included what is intelligence and how to report information, internet crime/texting, and identifying low level CSE individuals for early interventions. There has been 2 Child Sexual Exploitation briefing delivered for practitioners across NW Leeds with 75 attendees. A further session on CSE, and workshops on Missing children are planned for 2016. A draft CSE action plan for West North West will be agreed by partner in January. The action plan focused on the 5 main strands of Identify, Prevent, support and Signpost, protect and prosecute.

Anti-Social Behaviour (ASB)

Ward	Number of Active LASBT Cases
Armley	39
Bramley and Stanningley	22
Kirkstall	16

36 Armley

- 5 injunctions granted to tackle most prolific street drinkers in Armley Town Street
- 3 youth injunctions granted to tackle hate crime, violence and disorder across Armley, Kirkstall and the city centre.
- 2 Closure Orders granted in Clydes & Wortleys to tackle drug use and associated ASB
- Noise dispute case on Clyde Walk with tenant who had history of noise nuisance at previous addresses having been served a S80 previously. Successfully closed after LASBT contacted landlord informing him of tenants history and current issues which enabled him to take proactive action as a result.

37 Bramley

- LASBT's first full youth injunction obtained using new legislation
- Work in progress on Outgang Lane in Bramley. Working with 3 families with 16 children between them. Some ABCs agreed, Signpost and YOS referrals made, ongoing liaison with Bramley Schools Cluster, Social Care and Families First, NPT have opened a POPI and are supporting LASBT's work.
- Tenancy action started with one family not willing to engage with support available- Anti Social Behaviour injunction warning and Housing Caution to be done. Positive requirements to be included in any ASBI.

38 Kirkstall

- Multi-Agency Action Day being planned for 8th December on Hawksworth estate and the Butcher Hill area following an increase in reports of anti-social behaviour.
- Possession case in court next week mainly based on incidents of hate crime

Inner West CCTV summary

39 The following summary outlines the effectiveness of CCTV across the Inner West. The report focuses on the period April to end October 2015.

40 CCTV contributes to the prevention of crime and anti-social behaviour, and helps reduce the fear of crime across communities. It also has a vital role to play in Police enquiries, as requests are made for footage which might not have been observed 'real time' by LeedsWatch operators. These incidents are not included in this report but do contribute towards a higher number of arrests being made in the Inner west area.

Incidents captured by CCTV operators

41 Ward Councillors now receive weekly intel reports that give detailed reports regarding any logs that are made by LeedsWatch CCTV operators for that week. Depending on the area, the location and various other factors (such as Police operations, special events, etc), the number of logs can actually fluctuate in number. Some weeks there will be more logs than others. Where some cameras (and locations) do not feature regularly, it is not an indication that cameras are at fault, or operators are not doing their jobs. It may imply that operators might be looking elsewhere when something occurs, but often, where this is the case, it may still be picked up and referred to LeedsWatch for review at a later date (by Police). Another consideration may also be that the presence of CCTV actually helps to deter crime in the area, which may explain why logs may sometimes be low, or not feature certain locations and cameras at all.

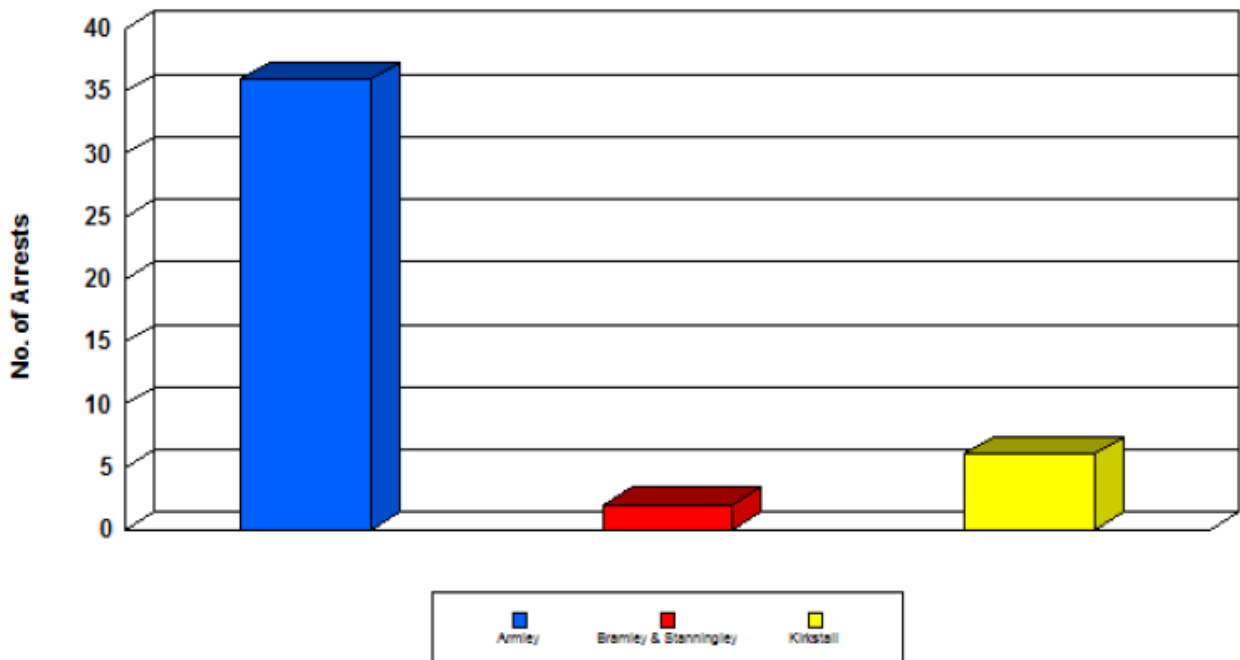
42 With this in mind, the following table represents all 'real time' incidents logged by LeedsWatch CCTV operators across the Inner West area between April and October 2015.

Inner West	Desk 7	399
Public Order		114
Road Traffic		52
Police Operation		46
ASB		42
Health & Safety		40
Theft		27
Suspicious Event		25
Cash in Transit		17
Alarm Activation		10
Fire		8
Drugs		8
Travellers		4
Metro		3
Enforcement		1
Weather		1
Sexual Offences		1

Arrests per ward / per incident category

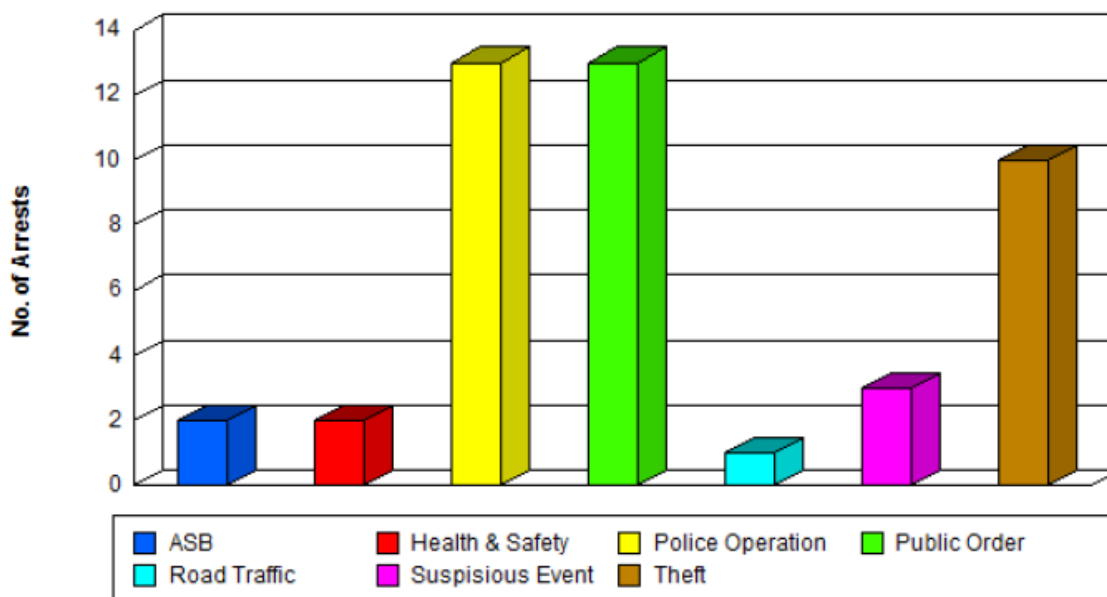
- 43 Leedswatch operators will log any arrests that they witness or are informed of over the radio, whilst recording an incident log. They will not capture all arrests, as some will be made off camera, off site, or sometimes not for some days / weeks after the event has occurred. The following charts show the number of arrests made in accordance with logs recorded, across the Inner West.

Arrests By Area



Arrests by Category

Arrests by Category



- 44 In total there were 44 arrests logged across the Inner West area. There were 36 logged in the Armley ward, 2 in the Bramley ward and 6 across the Kirkstall ward.

Partnership initiatives

- 45 The local based ward tasking meetings takes place every 6 weeks. Chaired by the police/partners a PWA (Priority Ward Area) a report is produced by the Safer Leeds Annalist that highlights ward issues that including priority crime, safeguarding concerns and anti-social behaviour and environmental issues. The meeting are around problem solving/action based and partners are also able to raise concerns and issues that might not be highlighted or reported to West Yorkshire Police for tasking. In June Safer Leeds and in partnership with Environmental services and Housing delivered 2 joint sessions with police and Environmental Services staff to improve working closer around the crime and environmental work. From this a number of joint walkabouts have taken place and some targeted action days.

Below are just a few examples of the range of partnership work across Inner West.

Armley Ward

- 46 Street drinking and anti-social behavior on Armley Town Street has been identified as an issues by ward members, local businesses and the local community which has lead to some tensions. Ongoing partnership work has been developed and meetings have taken place with an action plan case management of street drinkers in Armley. Six injunctions are now in place on Armley Town Street for street drinkers. Further engagement work with Forward Leeds and the community Outreach Team re offering support around drug/alcohol issues. The focus is looking at developing sustainable pieces of work to deliver improvements. This included working with Leeds Forward and the Junction pay as you feel food café to develop a Thursday morning breakfast sessions. To date out of the 6 injunctions gain there has been 4 positive outcomes with 2 individuals that are regularly breaching the injunction that are in the process of being summons back to court.
- 47 New Wortley High Rise project linking in with joint pieces of work and action days with partners to tackle concerns in relation to drugs and ASB.
- 48 Development of a Cumulative Impact Policy to manage number of Licensed premises within Armley Town Street area.
- 49 Working with Armley Cluster to develop ways to engage with the Eastern European Community through POMOC (advice sessions and women's group), ESOL sessions and a 6 week session is set up at St Bartholomew school on Creative English .

Bramley & Stanningley Ward

- 50 Following on going ASB issues at Atlanta Street Community Sheltered Housing complex, a site visit with housing and the Crime Reduction Officer/WYP/Housing and identified a number of crime prevention measure to make the areas safer. Housing put together a funding bid to the Housing Advisory panel for Inner West and funding to install a CCTV camera system, cutting back shrubbery as well as improved fencing/railings and anti-climb paint to the complex has now been completed. This has resulted in the reduction of issues in this location.
- 51 Churchill Gardens in Stanningley was identified as having persistent ASB problems. To tackle this, joint work working with Housing, the Police Leeds anti-social behavior Team, victim support and local residents resulted in a closure order. Since this family no longer

live in the area there has been a marked improvement in ASB issues, and the partnership are looking at some diversionary activities for young people living in the area.

Kirkstall Ward

- 52 Environmental Services, Housing and the Neighbourhood Police Staff / Crime Reduction Officer have been working together in identification and sharing the information on the top crime hot spots in the Kirkstall ward. With this information, areas such as reduction in hedges, fly tipping, graffiti, overgrown vegetation have been identified and tackled.
- 53 An action plan has been developed to tackle Anti-Social Behavior around Butcher Hill. Housing and the Crime Reduction Officer have identified a number of design improvements to be made to the area around the parade of shops and the Police and LASBT are looking at dealing with the youths involved in the ASB. Youth services are also working alongside partners and discussions are taking place re engagement with the group.

Corporate Considerations

Consultation and Engagement

- 54 The West North West Locality Community Safety partnership works in partnership with the voluntary and community sector and when necessary carries out statutory consultation as appropriate.

Equality and Diversity/Cohesion and Integration

- 55 Consideration is given to the equality impact of delivering the Safer Leeds strategy across West North West locality safety partnership. Where a negative equality impact is identified action will be taken to mitigate the impact or risk.

Council Policies and City Priorities

- 56 The West North West locality safety partnership delivers directly against The Safer Leeds priorities and city wide strategic outcomes

Resource and Value for Money

- 57 The work undertaken by the Locality Safety Partnership is underpinned by maximisation of resources through effective partnership work.

Conclusion

- 58 The HMIC Crime Data Integrity Inspection made a number of recommendations and forces responded by introducing changes in crime recording practices. This resulted in an increase in the number of recorded crimes in West Yorkshire. Analysis of the changes in crime levels, along with a number of other measures, concluded that a high proportion of these recent increases (c.93%) were related to administrative change rather than an increase in criminality.
- 59 This change in recording practice very much impacted on the level of violence against the person, in particular violence without injury. This included domestic offences, where domestic violence without injury also increased, again as a result of administrative change, as many lower level offences were not previously being recorded. Levels of violence

against the person have roughly doubled since these changes were implemented. The 100% increase seems to be in line with the force as a whole.

60 In February 2016, Leeds District will transition to a new operating model, necessary to ensure that demand can be met across all work areas with reduced staffing.

61 The main changes are that the majority of uniformed police officers will work on a 24/7 shift pattern, as will the Partnership Ward Area (PWA) Inspectors.

Inspector Jessup will retain overall responsibility for Inner West.

Remaining as core Neighbourhood Problem Solvers will be:

A PWA Sergeant

11 Ward Managers

21 PCSOs

62 The PWA meeting process is embedded in the Inner West and it is successful. Partnerships are strong so despite what some may perceive as a reduction in core neighbourhood staff, I am confident that there will be no reduction in problem solving activity or performance.

63 The perennial challenge is maintaining police visibility with reduced numbers.

64 There will actually be a greater number of police officers working at night and therefore more opportunity for pro-active activity to tackle crime.

65 We are growing the Special Constabulary to provide uniformed assistance at key times in within neighbourhoods.

66 Going forward into 2016, we need to understand the make-up of our communities much better. The partnership needs to work together to improve the confidence of new communities to engage with our services. This activity will be driven through the PWA partnership structure.

Recommendations

67 Members are asked to continue supporting the locality Community Safety Partnership in relation to continuing to delivering towards the Safer Leeds priorities through effective partnership working set out by Safer Leeds for 2015/16